

# KS1 Understanding Marking—English




My work will have the following symbols to indicate how I've worked:

<b>WI</b>	Working Independently
<b>WP</b>	Working with Peer/s
<b>WA</b>	Working with an Adult
<b>WT</b>	Working with the Teacher

The following symbols will be used to help me understand if I have achieved the learning objective:

✓	Achieved / fully understood
<b>W</b>	Working towards

When my teacher marks my work, the following symbols may be used:

	Successes
	Areas for improvement
✓	Good word/phrase/idea
✓ ✓	Excellent word/phrase/idea
sp. —	Spelling Error
/\	Missed letter, word or phrase
O	Missed punctuation
CL.	Capital letter
	Action point
/	Missing space
//	New paragraph

I will make sure that I initial my teacher's comments to show that I have read and thought about them, and have made any relevant corrections and improvements to my work.

My target is on a post-it note in my book. When I have achieved my target 4 times, I will get a sticker and receive a new target.