

Home Learning – Year 1 Christ Church

Week Beginning 8<sup>th</sup> February

	Monday	Tuesday	Wednesday	Thursday	Friday
Maths	<p>Follow the lesson called One More One Less</p> <p><a href="https://whiterosemaths.com/homelearning/year-1/spring-week-6-number-place-value-within-50/">https://whiterosemaths.com/homelearning/year-1/spring-week-6-number-place-value-within-50/</a></p> <p>Follow up activity below</p>	<p>Follow the lesson called One More One Less</p> <p><a href="https://whiterosemaths.com/homelearning/year-1/spring-week-6-number-place-value-within-50/">https://whiterosemaths.com/homelearning/year-1/spring-week-6-number-place-value-within-50/</a></p> <p>Follow up activity below</p>	<p>Follow the lesson called Compare Objects to 50</p> <p><a href="https://whiterosemaths.com/homelearning/year-1/spring-week-6-number-place-value-within-50/">https://whiterosemaths.com/homelearning/year-1/spring-week-6-number-place-value-within-50/</a></p> <p>Follow up activity below</p>	<p>Follow the lesson called Compare Number within 50</p> <p><a href="https://whiterosemaths.com/homelearning/year-1/spring-week-6-number-place-value-within-50/">https://whiterosemaths.com/homelearning/year-1/spring-week-6-number-place-value-within-50/</a></p> <p>Follow up activity below</p>	<p><b>Screen Free Day</b></p> <p>Complete the ‘Sudoko’ puzzles below – enjoy!</p>
English	<p>Watch Y1 English on the school website:</p> <p><a href="https://www.ccht.rbkc.sch.uk/learning-at-home/christ-church-year-1-videos/">https://www.ccht.rbkc.sch.uk/learning-at-home/christ-church-year-1-videos/</a></p> <p>Follow up activity and supporting resources below</p>	<p>Watch Y1 English on the school website:</p> <p><a href="https://www.ccht.rbkc.sch.uk/learning-at-home/christ-church-year-1-videos/">https://www.ccht.rbkc.sch.uk/learning-at-home/christ-church-year-1-videos/</a></p> <p>Follow up activity and supporting resources below</p>	<p>Watch Y1 English on the school website:</p> <p><a href="https://www.ccht.rbkc.sch.uk/learning-at-home/christ-church-year-1-videos/">https://www.ccht.rbkc.sch.uk/learning-at-home/christ-church-year-1-videos/</a></p> <p>Follow up activity and supporting resources below</p>	<p>Watch Y1 English on the school website:</p> <p><a href="https://www.ccht.rbkc.sch.uk/learning-at-home/christ-church-year-1-videos/">https://www.ccht.rbkc.sch.uk/learning-at-home/christ-church-year-1-videos/</a></p> <p>Follow up activity and supporting resources below</p>	<p>Write a recount of all the Spanish activities you took part in during Carnival week. Once you have described them all, choose which was your favourite and explain why.</p> <p>Did you learn any new Spanish words? Can you list them down.</p>
Reading	<p>Make sure you have some quiet time for daily reading of your own book. You can choose and <a href="#">ebook here</a> – you will need to sign up for free</p> <p>Listen to story time on the school website: <a href="https://www.ccht.rbkc.sch.uk/learning-at-home/story-time/">https://www.ccht.rbkc.sch.uk/learning-at-home/story-time/</a></p>				
Other Subjects Optional due to Spanish Carnival	<p><b>History</b></p> <p>Land on Earth has changed a lot since the time of the dinosaurs, they used to be able to roam the whole planet. That’s why dinosaur fossils have been found all over the world.</p> <ul style="list-style-type: none"> <li>Learn about <a href="#">Mary Anning</a>. There’s a <a href="#">story</a> about her.</li> <li>Make a poster about Mary Anning. When did she live? What did she do? Why is she important?</li> </ul>	<p><b>Geography</b></p> <p><i>What is Japan like?</i></p> <ul style="list-style-type: none"> <li>Look at the maps of Kenya and Japan below. What do you notice?</li> <li>Look at this information <a href="#">video</a> about Japan.</li> <li>Write a letter to your friend telling them what Japan is like</li> </ul>	<p><b>RE</b></p> <p>This week we are celebrating Lent with a Spanish Carnival! Watch the video <a href="#">What is Lent? - BBC Bitesize</a> and read about what Lent means to Christians and how it is celebrated around the world. Complete the follow up activity – what do you think you could give up for Lent?</p>	<p><b>Computing</b></p> <p><i>What is a computer?</i></p> <ul style="list-style-type: none"> <li>Investigate the question ‘What is a computer’ by looking on BBC <a href="#">Bitesize</a>.</li> <li>Look around for examples of computers.</li> <li>Display your findings in a poster</li> </ul>	<p>Spanish colour by numbers – see below</p> <p>For parents: Amarillo – yellow Rosa Claro – light pink Azul – blue Rosa oscuro – dark pink Morado - purple</p>
Spanish Carnival	<p><b>Make a Carnival Mask</b></p> <p><a href="https://www.ccht.rbkc.sch.uk/learning-at-home/carnival/">https://www.ccht.rbkc.sch.uk/learning-at-home/carnival/</a></p>	<p><b>Make your own Spanish Maraca</b></p> <p><a href="https://www.ccht.rbkc.sch.uk/learning-at-home/carnival/">https://www.ccht.rbkc.sch.uk/learning-at-home/carnival/</a></p>	<p><b>Make Decorations for Carnival</b></p> <p><a href="https://www.ccht.rbkc.sch.uk/learning-at-home/carnival/">https://www.ccht.rbkc.sch.uk/learning-at-home/carnival/</a></p>	<p>Dress up for the <b>Zoom Party</b> (check the link from Miss Aina)</p>	<p><b>Make Special Spanish Biscuits</b></p> <p><a href="https://www.ccht.rbkc.sch.uk/learning-at-home/carnival/">https://www.ccht.rbkc.sch.uk/learning-at-home/carnival/</a></p>

## One more one less

- 1** Use counters or cubes to make each number.
  - a) one more than 21
  - b) one more than 34
  - c) one less than 41
  - d) one less than 30
  
- 2** Use different colours to show each number on the grid.
  - a) one less than 17      c) one more than 39
  - b) one more than 26      d) one less than 50

1	2	3	4	5	6	7	8	9	10
11	12	13	14	15	16	17	18	19	20
21	22	23	24	25	26	27	28	29	30
31	32	33	34	35	36	37	38	39	40
41	42	43	44	45	46	47	48	49	50

Monday 8<sup>th</sup> February

WT WA WP WI

Learning Objective: to describe a character

I can:	Me	Miss A
choose adjectives		
use conjunctions to extend my sentences		

Your task today is to use adjectives to describe the character of the girl.

Re-watch the film : <https://vimeo.com/79016918>


### Think about:

- How does she move?
- What direction does she go/ body part does she dance on?
- Does she move slowly or quickly?

### Your activity:


You are going to write sentences to describe

- the girls face
- her clothes
- her job
- how she moves



First, can you write 2 sentences to describe two things about the girl, using the conjunction 'and' to join them.

Then, have a go at writing a sentence using the word 'because' to join two ideas together.



The sad, beautiful girl left the magic, golden clocktower because she wanted to touch the shiny, colourful balloons.

3 Fill in the missing numbers.

One less	Number	One more
	31	
31		
		31
47		
		47

4



Whitney

My number has 4 tens. One more than my number would make the tens digit change.



Dexter

My number is one more than forty-five.

Who has the greater number? \_\_\_\_\_

Learning Objective: to compare settings

I can:	Me	Miss A
use the conjunction 'but'		
use descriptive language		

Today you are going to compare the two settings in 'The Clocktower. Remember to use expanded noun phrases to describe the settings in detail!

Compare: looking for what is the same and what is different



When the girl was dancing the hills looked bright green,

**but**

Try to use **but** to **compare** the setting before and after the girl stops dancing.



when she left the clocktower, they turned grey and gloomy.

## Compare objects within 50

1 a) Draw counters to show the apples.




b) Draw counters to show the children.




c) Complete the sentences.

There are  apples.

There are  children.

There are fewer \_\_\_\_\_ than \_\_\_\_\_



d)



All the children can have one apple.

Is Teddy correct?

2 Draw counters to make the statements true.

a)

●	●	●	●	●					
●	●	●	●	●					

>

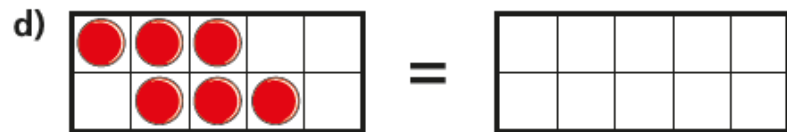
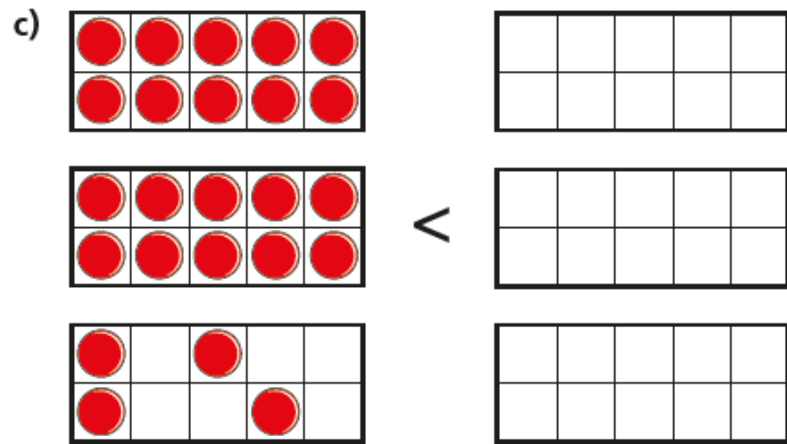
●	●	●	●						
●	●	●							

b)

					●	●	●	●	●
					●	●	●	●	●

>

					●	●	●	●	●
					●	●	●	●	



Is there more than one answer for each?

Wednesday 10<sup>th</sup> February

WT WA WP WI

Learning Objective: explore the feelings of a character

I can:	Me	Miss A
identify how a character is feeling		
choose words to change how a character feels		

Watching the clip of 'The Clocktower', how do you think the little girl feels at different points in the film?

We can use clues by looking at her facial expressions and her body language to decide her emotions.

- Can you spot where the girl's feelings change in the film?

Today you have a very important task, Year One! You are going to try and cheer the little girl up by writing her a lovely message. You can write your encouraging message in the yellow balloon so that it can float up and reach her in the clocktower.

- Do you have any questions you would like to ask her?
- What kinds of words could you use to make the little girl feel better?




Remember to use our star writer tools!



- Capital letters at the start of your sentences and for the word 'I'
- Full stops at the ends of your sentences
- Joining words (and, because, so) to join two sentences together
- Can you use **because** to explain why the little girl should feel better?
- Use a question mark when asking the girl a question?





## Compare numbers within 50

- 1** Tick the number sentences that are true.  
Use cubes or counters to help you.
- a) 12 is more than 13
  - b) 33 is less than 41
  - c) 2 tens and 8 ones is equal to twenty-eight
  - d)  $40 + 8$  is more than  $30 + 9$
  - e) Thirty-one is less than 3 tens

- 2** Write the missing phrase.

greater than

less than

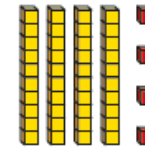

equal to

- a) 22 is \_\_\_\_\_ 29
- b) 41 is \_\_\_\_\_ 4 tens
- c) Forty-six is \_\_\_\_\_  $40 + 3$
- d)  $40 + 8$  is \_\_\_\_\_ one more than 47



- 3** Write  $<$ ,  $>$  or  $=$  in each circle.

24



3 tens and 14 ones

- 4** Complete the table.

Write or draw your answers.

	is more than	
	=	
	>	
	is less than	
	is equal to	

English lesson:

Thursday 11<sup>th</sup> February

WT WA WP WI

Learning Objective: retell the opening of a story

I can:	Me	Miss A
use a capital letter at the start of a sentence		
use a full stop at the end of a sentence		
attempt to use expanded noun phrases		

Today you are going to begin writing a narrative about 'The Clocktower'. Practise retelling the story orally to someone at home. We will be following the story in a sequence from the beginning, to the middle and then the end.

What will you need to include at the beginning of the story?

-You will introduce the main character

-You will describe the setting

- To help you describe the character and setting, you are going to use some exciting expanded noun phrases!

The beginning part of the film is where the town looks joyful and colourful.

- Can you think of some adjectives to describe the setting here? How is the girl feeling at the start of the story?



### About the land

There was once a *far away land* with *curly clouds* and *green hills*.

In that land, was a pretty town with a huge clock tower in the middle.

### About the girl

At the top of the tower was a *beautiful ballerina*, who danced all day on the tips of her toes.

### About seeing the balloons

One day, when she was dancing, she saw many *colourful balloons* drifting past the window of the clock tower.

She decided she would go down the steps and out into the *busy town* to see the balloons for herself.

Tuesday Geography:

# Geography



Map of Japan



Map of Kenya

# What Would You Give up for Lent?

**Lent is a time for Christians to remember Jesus' sacrifice and how he resisted temptation.**

If you were giving up something for Lent, what would it be?

---

---

---



Why would it be difficult for you to give it up?

---

---

---

Use the space below to draw what you would give up for Lent.

A large, empty rectangular box with rounded corners, intended for drawing the item to be given up for Lent.

Each row, column and square needs to be filled out with the numbers 1-4, without repeating any numbers within the row, column or square. The trickier ones need to be filled with numbers 1-9.

3			2
	4	1	
	3	2	
4			1


2	3	4	1
3	4	1	2

	4		1
3			
			4

	2		
	1	4	
		3	

1	4		5		6	3		
3								8
9	8	2	4	1	3			
			8					9
	7	6	3			1	2	
8					1			
			2	3	7	8	1	5
	5							6
		8	6		5		3	4

						9	2	6
2	6		9	1		5		
	5	4		3				
6			8		5		9	7
8								1
5	4		1		9			2
				2		1	6	
		2		9	6		3	5
3	8	6						



1. Amarillo
2. Rosa claro
3. Azul
4. Rosa oscuro
5. Morado