

Home Learning – Year R Holy Trinity

Week Beginning 11th January


	Monday	Tuesday	Wednesday	Thursday	Friday
Maths	<p>Follow the lesson called Alive in 5 Session 1</p> <p>https://whiterosemaths.com/homelearning/early-years/alive-in-5-week-2/</p> <p>Follow up activity below</p>	<p>Follow the lesson called Alive in 5 Session 2</p> <p>https://whiterosemaths.com/homelearning/early-years/alive-in-5-week-2/</p> <p>Follow up activity below</p>	<p>Follow the lesson called Alive in 5 Session 3</p> <p>https://whiterosemaths.com/homelearning/early-years/alive-in-5-week-2/</p> <p>Follow up activity below</p>	<p>Follow the lesson called Alive in 5 Session 4</p> <p>https://whiterosemaths.com/homelearning/early-years/alive-in-5-week-2/</p> <p>Follow up activity below</p>	<p>Follow the lesson called Alive in 5 Session 5</p> <p>https://whiterosemaths.com/homelearning/early-years/alive-in-5-week-2/</p> <p>Follow up activity below</p>
English	<p>Watch YR Alphabet Code Lesson 1 on the school website:</p> <p>https://www.ccht.rbkc.sch.uk/learning-at-home/reception-learning/</p> <p>Follow up activity and supporting resources below</p>	<p>Watch YR Alphabet Code Lesson 2 on the school website:</p> <p>https://www.ccht.rbkc.sch.uk/learning-at-home/reception-learning/</p> <p>Follow up activity and supporting resources below</p>	<p>Watch YR Alphabet Code Lesson 3 on the school website:</p> <p>https://www.ccht.rbkc.sch.uk/learning-at-home/reception-learning/</p> <p>Follow up activity and supporting resources below</p>	<p>Watch YR Alphabet Code Lesson 4 on the school website:</p> <p>https://www.ccht.rbkc.sch.uk/learning-at-home/reception-learning/</p> <p>Follow up activity and supporting resources below</p>	<p>Watch YR Alphabet Code Lesson 5 on the school website:</p> <p>https://www.ccht.rbkc.sch.uk/learning-at-home/reception-learning/</p> <p>Follow up activity and supporting resources below</p>
Reading	<p>Make sure you have some quiet time for daily reading of your own book. You can choose and ebook here – you will need to sign up for free</p> <p>Listen to story time on the school website: https://www.ccht.rbkc.sch.uk/learning-at-home/story-time/</p>				
Other Subjects	<p><u>Personal, Social & Emotional Development</u></p> <p>Click on the link and listen to the story Have You Filled a Bucket Today? Then, make a list of ways of 'filling someone's bucket' (making someone happy). You can also write a real example of something that you have done to help or cheer someone up. "I shared my toys with my sister". (bucket worksheet attached)</p>	<p><u>Understanding The World</u></p> <p>Frozen! Place an ice cube onto a tray and observe how it slides from side to side when you move the tray. Touch it- how does it feel? What happens when you sprinkle some salt on it? Observe the changes and record a short video explaining what has happened. You can share your video with your teacher on ClassDojo.</p>	<p><u>Spanish</u></p> <p>After watching my video, to practise the vocabulary learned, make a list of things that are "grande, mediano, pequeno" (big, medium, and small). For the normal level, draw the things from the story, if you want to make it a bit harder, label these things, and for a super-duper challenge, remember things we have learned in Spanish that can be "grande, mediano, pequeno", for example, what would an elefante be?</p>	<p><u>R.E</u></p> <p>This Sunday, Christians celebrated the Baptism of Jesus.</p> <p>A Christian baptism, Part 1 https://www.bbc.co.uk/bitesize/clips/zxd2hyc</p> <p>A Christian baptism, Part 2 https://www.bbc.co.uk/bitesize/clips/zcb9jxs</p> <p>Do you know why your name was chosen or what your name means? If not, ask an adult, and then share what you have found out with your teacher.</p>	<p><u>Physical Development</u></p> <p>Draw different types of lines onto a piece of paper (vertical, horizontal, zig-zag, curvy)- You can use a ruler to help you. Now, practise your cutting skills by using scissors to cut along the lines.</p>



Have a go at exploring the composition of numbers to 5.

Place a group of teddies or toys on the bed.

Place another group of teddies in a different place, such as on the floor.




How many teddies are in each group?

How many teddies do you have altogether?



Use 2 plates to explore the composition of numbers to 5
Place some of your buttons on one plate and the rest on another plate.




How many buttons are on each plate?
How many buttons do you have altogether?
What if you used 3 plates?



#MathsEveryoneCan



Can you draw somewhere for the frogs to play?
You might draw a pond, a log and some grass like me.
Or you could draw a train with 3 carriages, a park or a jungle.




Cut out the frogs and arrange them in different groups on your picture.
There are 5 frogs altogether but how many frogs can you spot in each
group?



#MathsEveryoneCan



Gather together a collection of up to 5 objects.
Hide some of them in a bag or box, leaving the rest of your objects on the floor where you can see them.



How many objects can you see?
How many of your objects must be hidden in the bag?



#MathsEveryoneCan



Collect a set of objects and count how many you have altogether.
Give a friend some of the objects and hide the rest in a bucket or box.
Can your friend work out how many objects you have hidden?



Change the number of objects and the number hidden each time.
Then take it in turns to work out how many are hidden.

Monday 11th January 2021

Alphabet Code

Practise the code for the /oa/ sound and write the words under the pictures. Choose a word with the /oa/ sound and write a sentence.

oa oa

oa oa

oa oa

oa oa

oa oa

oa oa

oa oa

oa oa

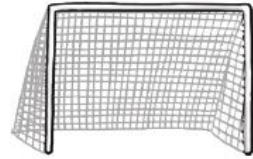
oa oa

oa oa


oa oa

oa oa













Tuesday 12th January 2021

Alphabet Code

Practise the code for the /oo/ sound (long) and write the words under the pictures. Choose a word with the /oo/ sound and write a sentence.

oo oo

oo oo

oo oo

oo oo

oo oo

oo oo

oo oo

oo oo

oo oo

oo oo

oo oo

oo oo













Wednesday 13th January 2021

Alphabet Code

Practise the code for the /oo/ sound (short) and write the words under the pictures. Choose a word with the /oo/ sound and write a sentence.

oo oo

oo oo

oo oo

oo oo

oo oo

oo oo

oo oo

oo oo

oo oo

oo oo

oo oo

oo oo



Thursday 14th January 2021

Alphabet Code

Long /oo/ and short /oo/. Read the words and sort them into the right group. Then, choose a word with the short /oo/ sound and a word with the long /oo/ sound and write two sentences.

Long /oo/

Short /oo/

moon

shook

food

look

book

soon

boot

cook

Friday 15th January 2021

Alphabet Code

L.O: To write a sentence

Watch Friday's Alphabet Code lesson on the school website and practise saying today's sentence with Miss Martin. Once you have practised saying your sentence a few times, have a go at writing it down in your book by yourself. Remember we will be coming up with some actions for each word in our sentence in order to help you remember it.

Pay attention to this week's new sounds.

/oa/ /oo/ (long) /oo/ (short)

Can you come up with your own sentence? Make sure to use some of our new sounds.
