

Home Learning – Year R (Holy Trinity)

Week Beginning 4th January

	Monday	Tuesday	Wednesday	Thursday	Friday
Maths	<p>Follow the lesson called Alive in 5 Session 1</p> <p>https://whiterosemaths.com/homelearning/early-years/alive-in-5-week-1/</p> <p>Follow up activity below</p>	<p>Follow the lesson called Alive in 5 Session 2</p> <p>https://whiterosemaths.com/homelearning/early-years/alive-in-5-week-1/</p> <p>Follow up activity below</p>	<p>Follow the lesson called Alive in 5 Session 3</p> <p>https://whiterosemaths.com/homelearning/early-years/alive-in-5-week-1/</p> <p>Follow up activity below</p>	<p>Follow the lesson called Alive in 5 Session 4</p> <p>https://whiterosemaths.com/homelearning/early-years/alive-in-5-week-1/</p> <p>Follow up activity below</p>	<p>Follow the lesson called Alive in 5 Session 5</p> <p>https://whiterosemaths.com/homelearning/early-years/alive-in-5-week-1/</p> <p>Follow up activity below</p>
English	<p>Write a recount</p> <p>Make a list of 3 things you did during the Christmas break. Choose 1 of your favourite activities and write a letter to your teacher telling her all about them.</p> <p>Remember to include:</p> <p>Capital letters Full stops Finger spaces</p>	<p>Watch YR Alphabet Code Lesson 1 on the school website:</p> <p>https://www.ccht.rbkc.sch.uk/learning-at-home/reception-learning/</p> <p>Follow up activity and supporting resources below</p>	<p>Watch YR Alphabet Code Lesson 2 on the school website:</p> <p>https://www.ccht.rbkc.sch.uk/learning-at-home/reception-learning/</p> <p>Follow up activity and supporting resources below</p>	<p>Watch YR Alphabet Code Lesson 3 on the school website:</p> <p>https://www.ccht.rbkc.sch.uk/learning-at-home/reception-learning/</p> <p>Follow up activity and supporting resources below</p>	<p>Watch YR Alphabet Code Lesson 4 on the school website:</p> <p>https://www.ccht.rbkc.sch.uk/learning-at-home/reception-learning/</p> <p>Follow up activity and supporting resources below</p>
Reading	<p>Make sure you have some quiet time for daily reading of your own book. You can choose and ebook here – you will need to sign up for free</p> <p>Listen to story time on the school website: https://www.ccht.rbkc.sch.uk/learning-at-home/story-time/</p>				
Other Subjects	<p>Understanding of the World</p> <p>What are people in your local area doing to look after the environment? What are people in your local area doing to harm after the environment? Make a poster to encourage people in your local area to look after the local area / Earth.</p>	<p>Physical Development</p> <p>Learn to tie up shoelaces, do up buttons on a coat, fasten a belt.</p> <p>Communication and Language</p> <p>How would you help a friend or family member who is feeling sad or angry? You could give your advice as a picture, a letter, a card or in any way you wish.</p>	<p>Understanding of the World</p> <p>Go on a ‘winter hunt’. What can you find that shows you that winter is here? If you are unable to go outside, then look through your windows.</p> <p>Art and Design</p> <p>Choose two of the items you found on your ‘winter hunt’ and make an observational drawing of them. You could use paint/crayon/ pencils</p>	<p>RE</p> <p>What does it mean to be thankful?</p> <ul style="list-style-type: none"> ● Watch the video of this story of The Elephant and The Bad Baby. ● What should the Bad Baby have said when he got all the items? Christians often say thank you to God for all the wonderful things in their lives. ● Draw a picture of 5 things you are thankful for in your life. 	<p>History</p> <p>Family History Project –</p> <p>Interview a family member See questions below.</p>



#MathsEveryoneCan




Sing a rhyme that counts back from 5

Can you see the one less pattern?

It would be great if you could use some props from around your house to act out the rhyme as you sing.




Can you make up your own counting back rhyme to sing?




#MathsEveryoneCan



Can you draw some pictures to represent the numbers to 5
How would you represent 0?



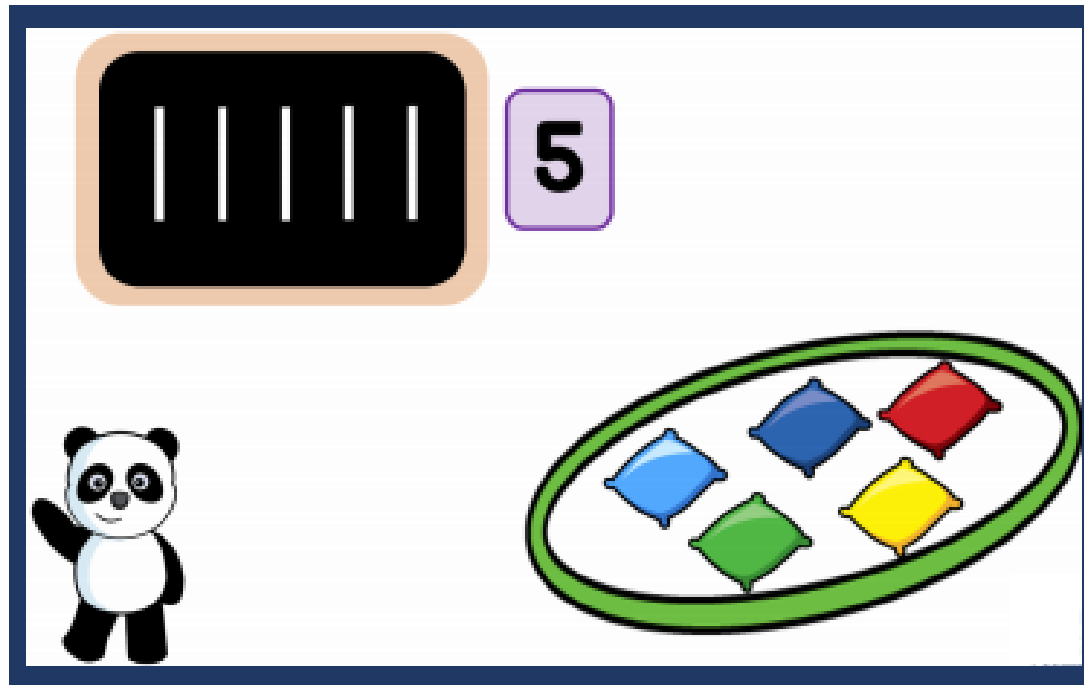
You could even go on a walk and look to see where you can spot zero.
You might spot 0 cars on the road or 0 horses in the field.
How many 0s can you find?



#MathsEveryoneCan




Now it's your turn to have a go at the throwing game.
You will need a target, such as a hoop, and five objects to throw.



How many land inside the hoop? How many land outside the hoop?

Now record your score and then have another go!


Did you score more or less this time?




#MathsEveryoneCan



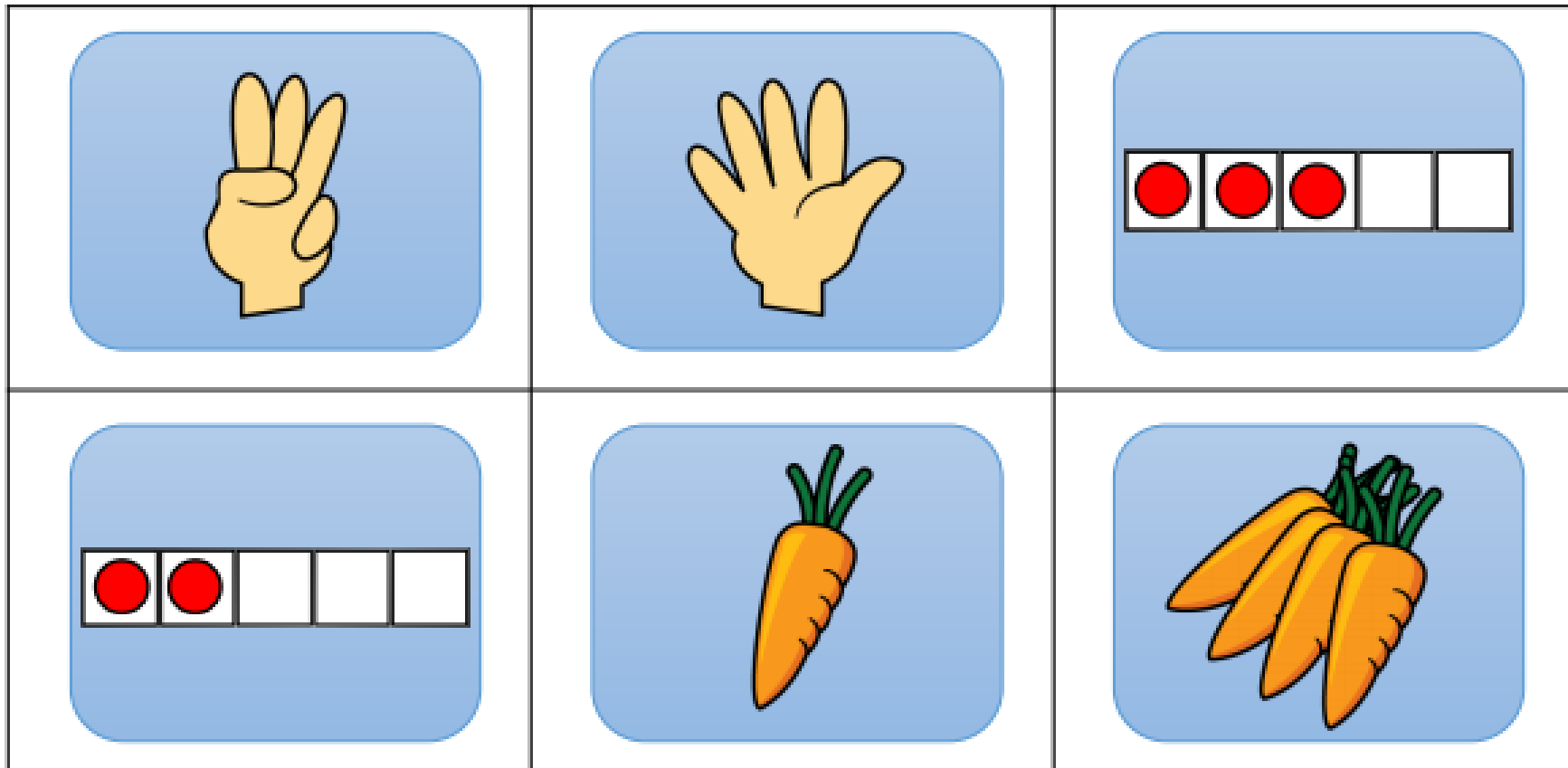
Why not play your own comparison game with a friend.
If you don't have your own cards, cut out and use the cards below.




Look out for who has more!



If you don't have your own cards, cut out and use the cards below.






You could even make some of your own cards to play the game with.
You could draw dot plates, dice or any picture to represent numbers to 5.



#MathsEveryoneCan



Set up a teddy bears picnic and gather some food or objects to share.
Explore sharing the food or objects between 2 teddies.



Do both teddies have the same? Or does one teddy have more or fewer?
Now have a go at sharing between 3 teddies.

Friday

Family History Project



There is history in everyone we meet

Task 1 Week 1:

Talk with a family member or someone who you know well (preferably an older person) You can do this on the phone or face to face or use FaceTime, Skype if they are far away.

You can make your own questions or use some of these:


1. When and where were you born?
2. What was the house like? How many rooms? Bathrooms? Did it have electricity? Indoor plumbing? Telephones?
3. Were there any special items in the house that you remember?
4. What kind of games did you play growing up?
5. What was your favourite toy and why?
6. Do you remember any trends from your youth? Popular hairstyles? Clothes?
7. Did you have any pets? If so, what kind and what were their names?
8. What world events had do you remember when you were a child?
9. What were meals like? Who did the cooking? What were your favourite foods?
10. How were holidays celebrated in your family? Did your family have special traditions?
11. How is the world today different from what it was like when you were a child?
12. What was your proudest moment?
13. What is the one thing you most want people to remember about you?

Tuesday 5th January 2021

Alphabet Code

Practise the code for the /ai/ sound and write the words under the pictures. Choose a word with the /ai/ sound and write a sentence.

ai ai ai ai ai ai ai
ai ai ai ai ai ai ai



Wednesday 6th January 2021

Alphabet Code

Practise the code for the /ee/ sound and write the words under the pictures. Choose a word with the /ee/ sound and write a sentence.

ee

ee

ee

ee

ee

ee

ee

ee

ee

ee

ee

ee

ee

ee





Diary	
Monday	Thursday
Tuesday	Friday
Wednesday	Saturday
	Sunday

Thursday 7th January 2021

Alphabet Code

Practise the code for the /igh/ sound and write the words under the pictures. Choose a word with the /igh/ sound and write a sentence.

igh igh igh igh igh
igh igh igh igh igh







Friday 8th January 2021

Alphabet Code

L.O: To write a sentence

Watch Friday's Alphabet Code lesson on the school website and practise saying today's sentence with Miss Martin. Once you have practised saying your sentence a few times, have a go at writing it down in your book by yourself. Remember we will be coming up with some actions for each word in our sentence in order to help you remember it.

Pay attention to this week's new sounds.

/ai/ /ee/ /igh/

Can you come up with your own sentence? Make sure to use some of our new sounds.
