

Home Learning – Year R Christ Church

Week Beginning 11th January


	Monday	Tuesday	Wednesday	Thursday	Friday
Maths	<p>Follow the lesson called Alive in 5 Session 1</p> <p>https://whiterosemaths.com/homelearning/early-years/alive-in-5-week-2/</p> <p>Follow up activity below</p>	<p>Follow the lesson called Alive in 5 Session 2</p> <p>https://whiterosemaths.com/homelearning/early-years/alive-in-5-week-2/</p> <p>Follow up activity below</p>	<p>Follow the lesson called Alive in 5 Session 3</p> <p>https://whiterosemaths.com/homelearning/early-years/alive-in-5-week-2/</p> <p>Follow up activity below</p>	<p>Follow the lesson called Alive in 5 Session 4</p> <p>https://whiterosemaths.com/homelearning/early-years/alive-in-5-week-2/</p> <p>Follow up activity below</p>	<p>Follow the lesson called Alive in 5 Session 5</p> <p>https://whiterosemaths.com/homelearning/early-years/alive-in-5-week-2/</p> <p>Follow up activity below</p>
English	<p>Watch YR Alphabet Code Lesson 1 on the school website:</p> <p>https://www.ccht.rbkc.sch.uk/learning-at-home/reception-learning/</p> <p>Follow up activity and supporting resources below</p>	<p>Watch YR Alphabet Code Lesson 2 on the school website:</p> <p>https://www.ccht.rbkc.sch.uk/learning-at-home/reception-learning/</p> <p>Follow up activity and supporting resources below</p>	<p>Watch YR Alphabet Code Lesson 3 on the school website:</p> <p>https://www.ccht.rbkc.sch.uk/learning-at-home/reception-learning/</p> <p>Follow up activity and supporting resources below</p>	<p>Watch YR Alphabet Code Lesson 4 on the school website:</p> <p>https://www.ccht.rbkc.sch.uk/learning-at-home/reception-learning/</p> <p>Follow up activity and supporting resources below</p>	<p>Watch YR Alphabet Code Lesson 5 on the school website:</p> <p>https://www.ccht.rbkc.sch.uk/learning-at-home/reception-learning/</p> <p>Follow up activity and supporting resources below</p>
Reading	<p>Make sure you have some quiet time for daily reading of your own book. You can choose and ebook here – you will need to sign up for free</p> <p>Listen to story time on the school website: https://www.ccht.rbkc.sch.uk/learning-at-home/story-time/</p>				
Other Subjects	<p>Personal, Social & Emotional Development</p> <p>Click on the link and listen to the story Have You Filled a Bucket Today? Then, make a list of ways of 'filling someone's bucket' (making someone happy). You can also write a real example of something that you have done to help or cheer someone up. "I shared my toys with my sister". (bucket worksheet attached)</p>	<p>Understanding The World</p> <p>Frozen! Place an ice cube onto a tray and observe how it slides from side to side when you move the tray. Touch it- how does it feel? What happens when you sprinkle some salt on it? Observe the changes and record a short video explaining what has happened. You can share your video with your teacher on ClassDojo.</p>	<p>Spanish</p> <p>After watching my video, to practise the vocabulary learned, make a list of things that are "grande, mediano, pequeno" (big, medium, and small). For the normal level, draw the things from the story, if you want to make it a bit harder, label these things, and for a super-duper challenge, remember things we have learned in Spanish that can be "grande, mediano, pequeno", for example, what would an elefante be?</p>	<p>RE</p> <p>This Sunday, Christians celebrated the Baptism of Jesus.</p> <p>A Christian baptism, Part 1 https://www.bbc.co.uk/bitesize/clips/zxd2hyc</p> <p>A Christian baptism, Part 2 https://www.bbc.co.uk/bitesize/clips/zcb9jxs</p> <p>Do you know why your name was chosen or what your name means? If not, ask an adult, and then share what you have found out with your teacher.</p>	<p>Physical Development</p> <p>Draw different types of lines onto a piece of paper (vertical, horizontal, zig-zag, curvy)- You can use a ruler to help you. Now, practise your cutting skills by using scissors to cut along the lines.</p>



Have a go at exploring the composition of numbers to 5.

Place a group of teddies or toys on the bed.

Place another group of teddies in a different place, such as on the floor.




How many teddies are in each group?

How many teddies do you have altogether?



Use 2 plates to explore the composition of numbers to 5
Place some of your buttons on one plate and the rest on another plate.



How many buttons are on each plate?
How many buttons do you have altogether?
What if you used 3 plates?



#MathsEveryoneCan



Can you draw somewhere for the frogs to play?

You might draw a pond, a log and some grass like me.

Or you could draw a train with 3 carriages, a park or a jungle.



Cut out the frogs and arrange them in different groups on your picture.


There are 5 frogs altogether but how many frogs can you spot in each group?



#MathsEveryoneCan



Gather together a collection of up to 5 objects.
Hide some of them in a bag or box, leaving the rest of your objects on the floor where you can see them.



How many objects can you see?
How many of your objects must be hidden in the bag?



#MathsEveryoneCan



Collect a set of objects and count how many you have altogether.
Give a friend some of the objects and hide the rest in a bucket or box.
Can your friend work out how many objects you have hidden?



Change the number of objects and the number hidden each time.
Then take it in turns to work out how many are hidden.













Alphabet Code Lesson 1

We will be recapping the sounds we learnt last week. Watch Monday's Alphabet Code Lesson 1 on the school website. First, we will be writing the words **quick, with, sang, and rain** (use the sounds lines below). Then, practise saying today's silly sentence with Miss Gaskill. Once you have said your sentence a few times, have a go at writing it down in your book by yourself.

Pay attention to our new sounds:

/qu/ /th/ /ng/ /ai/

Sound Lines








		
		
		
		

Have a go at writing our shared sentence.

Can you think your own silly sentence? Make sure to use some of our new sounds.

Alphabet Code Lesson 2:







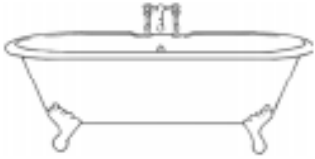


Trace the code for the sound /ee/ - Remember to start every letter from the bottom.



Alphabet Code Lesson 2:
Sound Lines



Follow up activity for /ee/ - ONLY write the words that have the sound /ee/ in them (meet, feet, leek, sail, teeth eel, bath, thorn, cheep)

		
<input type="text"/> <input type="text"/> <input type="text"/>	<input type="text"/> <input type="text"/> <input type="text"/>	<input type="text"/> <input type="text"/> <input type="text"/>
		
<input type="text"/> <input type="text"/> <input type="text"/>	<input type="text"/> <input type="text"/> <input type="text"/>	<input type="text"/> <input type="text"/>
		
<input type="text"/> <input type="text"/> <input type="text"/>	<input type="text"/> <input type="text"/> <input type="text"/>	<input type="text"/> <input type="text"/> <input type="text"/>

Can you write a silly sentence using words with the sound /ee/?














Alphabet Code Lesson 3:
Sound Lines



Can you write a silly sentence using words with the sound /igh/?

Alphabet Code Lesson 4:







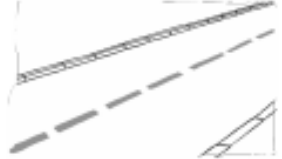


Trace the code for the sound /oa/ - Remember to start every letter from the bottom.



Alphabet Code Lesson 4:
Sound Lines











Follow up activity for /oa/ - ONLY write the words that have the sound /oa/ in them (coat, right, pain, moon, boat, soil, road, loaf, toad)

	$1+2=3$ 	
<input type="text"/> <input type="text"/> <input type="text"/>	<input type="text"/> <input type="text"/> <input type="text"/>	<input type="text"/> <input type="text"/> <input type="text"/>
		
<input type="text"/> <input type="text"/> <input type="text"/>	<input type="text"/> <input type="text"/> <input type="text"/>	<input type="text"/> <input type="text"/> <input type="text"/>
		
<input type="text"/> <input type="text"/> <input type="text"/>	<input type="text"/> <input type="text"/> <input type="text"/>	<input type="text"/> <input type="text"/> <input type="text"/>

Can you write a silly sentence using words with the sound /oa/?

Alphabet Code Lesson 5:

Trace the code for the sound /oo/ - Remember to start every letter from the bottom.








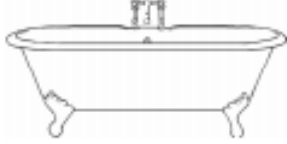



Alphabet Code Lesson 5:

Sound Lines



Follow up activity for /oo/ - ONLY write the words that have the sound /oo/ in them (book, loaf, wool, feet, hoop, hook, cook, bath, wood)

		
<input type="text"/> <input type="text"/> <input type="text"/>	<input type="text"/> <input type="text"/> <input type="text"/>	<input type="text"/> <input type="text"/> <input type="text"/>
		
<input type="text"/> <input type="text"/> <input type="text"/>	<input type="text"/> <input type="text"/> <input type="text"/>	<input type="text"/> <input type="text"/> <input type="text"/>
		
<input type="text"/> <input type="text"/> <input type="text"/>	<input type="text"/> <input type="text"/> <input type="text"/>	<input type="text"/> <input type="text"/> <input type="text"/>

Can you write a silly sentence using words with the sound /oo/?
