

EVERYTHING  
IS INTERESTING  
MIND & BODY EXPLORATIONS  
TO LIVEN UP THE WEEK

# EVERYTHING IS INTERESTING

**Hello YR Parents and Children,**


We hope you enjoy 'Everything is Interesting' and it keeps your brain ticking over. Our focus this week is Art. Get ready to make masterpieces out of mistakes and take a line for a walk!

**DON'T PANIC - they're intended to be fun and educational activities for those that want it, not EXTRA HOME LEARNING!**

Make sure you upload any photos or videos on your [classdojo.com](https://www.classdojo.com) or email Miss Gaskill. We love to see your efforts!

Have fun and see you soon.

Mrs Davies



## How to Explore

1. Explore in any order
2. All are open to interpretation
3. Feel free to add alter or ignore
4. There are no rules, merely suggestions
5. Treat everything as an experiment
6. Start with whatever gives you the most excitement



# Mistakes Make Masterpieces!

## Vocabulary to focus on

colour, colour names, music, mistake, line, masterpiece, design, artist, illustrator, cold and warm colours.

## Art & Design learning

Children will have the opportunity to learn about two very different artists who both link their work with music. They will think about Art being made on purpose or by mistake. They can talk about whether rubbish be made into Art? Do lines and colours tell a story? Maybe they have an opinion what beautiful means. Does everyone think the same thing is beautiful?

The links will focus on a books and songs by artist, illustrator and children's author: Barney Saltzberg.

EVERYTHING  
IS INTERESTING



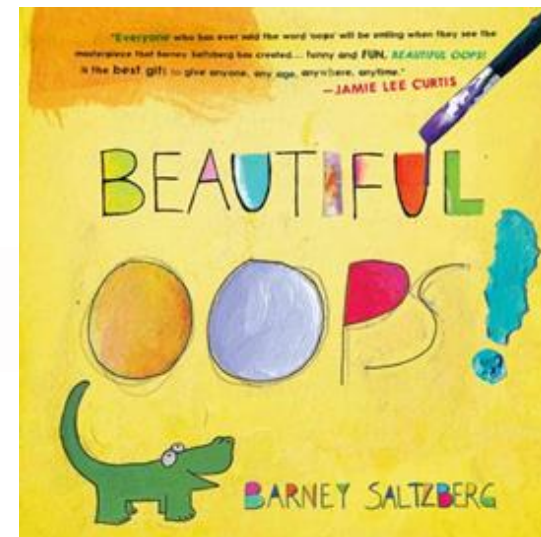
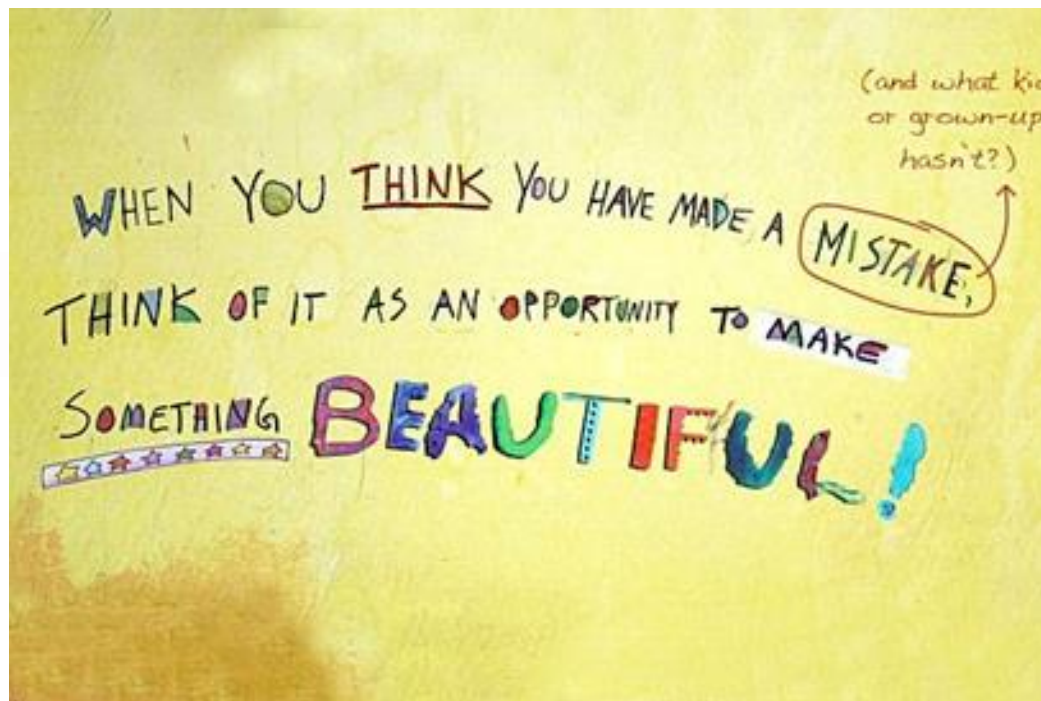


Barney Saltzberg

In class you have been reading a book called:  
*Beautiful Oops* by Barney Saltzberg with Miss  
Gaskill.

Follow the link below and hear it again:

<https://www.youtube.com/watch?v=2fZjMYdQjGM>



EVERYTHING  
IS INTERESTING

EVERYTHING  
IS INTERESTING

**ARE YOU READY TO GET ARTY?**  
**Now it is your turn: change some SPLATS**  
**and SPILLS into something wonderful!**



**Tear up some paper and see if a creative creature appears as if by magic! Is it a bird, bat, beaver or buffalo?**



EVERYTHING  
IS INTERESTING

SING ALONG WITH MUSICAL  
BARNEY TO :  
*Shopping with my Dog!*

Have you been shopping with a  
dog? Driving with a spider or  
even swimming with a tadpole?

Follow this link:

<https://www.youtube.com/watch?v=B0A3QhGVyDs>

Look in the Bin for a Masterpiece!  
WHAT? I hear you say, a masterpiece in  
the bin? Yes, go on- look in the bin!



Discover 2 other books by Barney Saltzberg which Mrs Davies loves:



Andrew Drew and Drew:  
<https://www.youtube.com/watch?v=m5jeZJ8Renw>

Little Bit of Oomph:  
<https://www.youtube.com/watch?v=WqYJ-SreCmk>

Now it is that time again to sing along with Barney-  
Little Bit of Oomph Song:  
<https://www.youtube.com/watch?v=UdRQJ49oIsk>



EVERYTHING  
IS INTERESTING







A famous artist called Paul Klee enjoyed **taking a line for a walk.**


Is that something you can do?

Just pick up a pencil and move it across the paper in any way that you want to.

When you have some interesting lines, stand back and decide what you can see. Do the shapes look like a tree or a walk in the park?



Can you take a line for a walk again and then add some colours? Which picture below looks cold and which one warm? Why? Is your picture going to be chilly or cozy? The choice is yours!





The Goldie Hawn Foundation

## MindUp / Brain Break – relaxation and have a break

Children and or Parents to do together:  
[mindup.org/brain-break-at-home](http://mindup.org/brain-break-at-home)

New: [mindup.org.uk/mindup-activities/](http://mindup.org.uk/mindup-activities/)

## Mixing Colour

Give your child lots of opportunities to mix colours in lots of different ways. For example, provide the primary colours and black and white so that children need to mix colours together to make secondary colours. If children ask you how to make colours encourage them to experiment for themselves rather than telling them. Put blobs of different coloured ready-mixed paints into see through plastic sandwich bags. Children can then experiment with pushing the paints around so that they swirl and mix in different combinations, patterns and shades of colour. Other opportunities for mixing colours are coloured cellophane and torches, food colouring and water, and sprinkling powder paint in water .

EVERYTHING IS INTERESTING

