
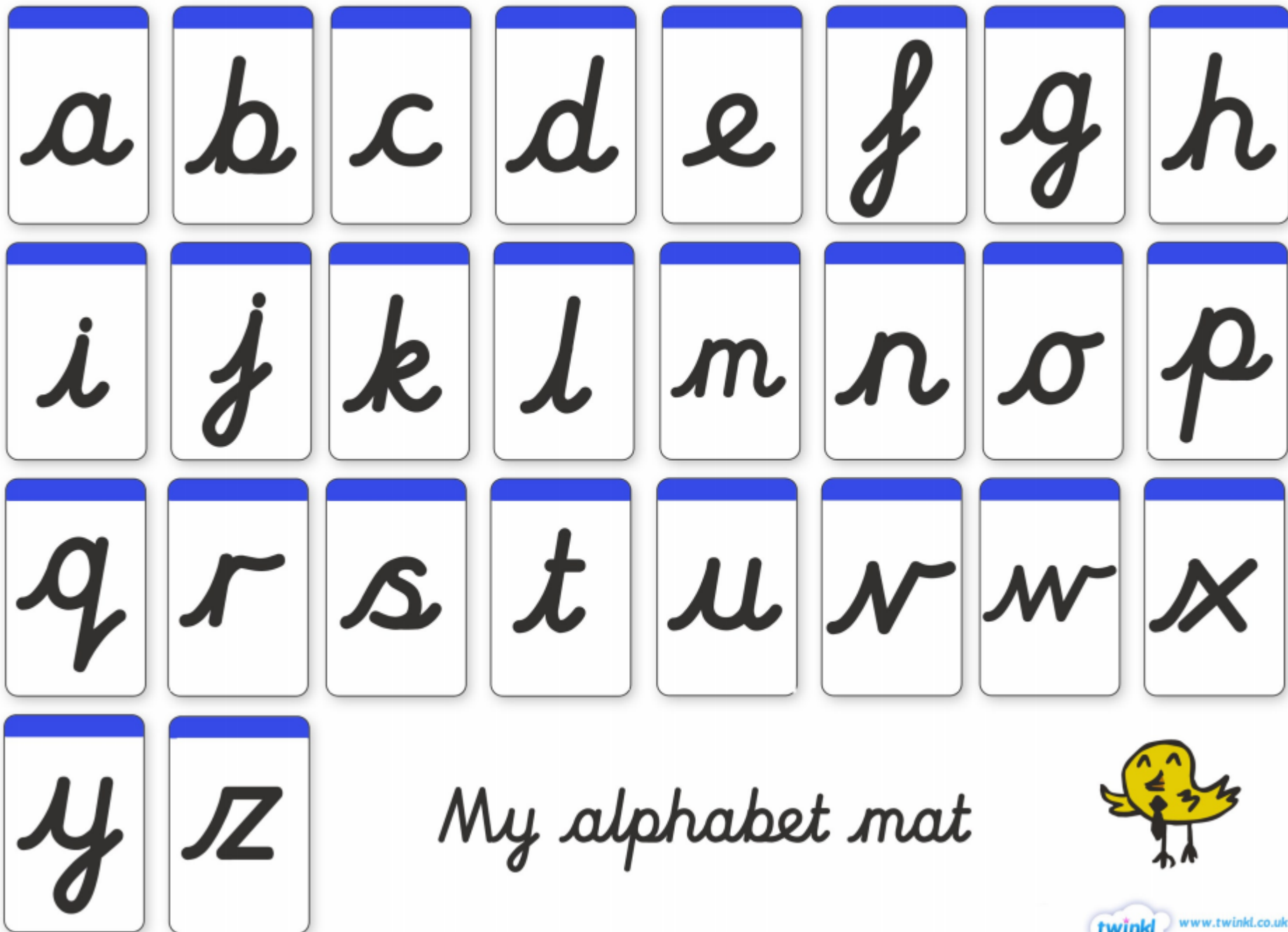


## Home Learning – Reception Class (support) Summer Term Week 7

We have set out each week's learning as a series of suggested daily activities. However, the time may look very different for each family. Building in time to look after each other, be physical, creative and relax is as important as completing the set activities. You need to decide what works for you and your family. You could do more of the activities on one day and fewer on another, or you may find it helpful to have a more structured approach. It may help to give clear times for doing activities and clear times for breaks.

	Monday	Tuesday	Wednesday	Thursday	Friday
Literacy/Alphabet Code	<p style="text-align: center;"><b><u>Sound of the week</u></b></p> <p>Sing the <a href="#">Jolly Phonics song</a>. Encourage your child to sing along and follow the action for the sound. What is the name of the letter that makes this sound? Can you find things that have this sound?</p>	<p style="text-align: center;"><b><u>Link sounds to letters</u></b></p> <p>Play a game using either of the game board below. Say the sounds/word when you land on them.</p>	<p style="text-align: center;"><b><u>Make recognisable letters</u></b></p> <p>Practice writing the letter 'r' with a pencil. Don't forget to use the correct pencil grip. How many times can you write the letter 'r' in 10 seconds?</p>	<p style="text-align: center;"><b><u>Link sounds to letters</u></b></p> <p>Practice the sounds which we have learnt this term (ck, e, u, r). Can you find objects which have these sounds in them? Use them to make a 'sound gallery' and label each object with the letter.</p>	<p style="text-align: center;"><b><u>Read short words</u></b></p> <p>Read and draw pictures to go with these words: run, rug, red and rat Challenge: Play the Pick a Picture game on <a href="#">phonics play</a> - Phase 2</p>
<p>Make sure you have some quiet time for daily reading of your own book. <a href="#">Read the red level books</a> (read, write, inc)– you can sign up for free access: Listen to story time on the school website: <a href="https://www.ccht.rbkc.sch.uk/learning-at-home/story-time/">https://www.ccht.rbkc.sch.uk/learning-at-home/story-time/</a></p>					
Maths	<p style="text-align: center;"><b><u>Count reliably</u></b></p> <p>Watch the <a href="#">Count Reliably video</a>. Choose some objects to count around the house. Encourage the children to line them up, touch each one as they count, and say the final number. Repeat with different amounts.</p>	<p style="text-align: center;"><b><u>Writing the number 12</u></b></p> <p><a href="#">Twelve little chicks song</a> Write down the number 12. What numbers can you see in the number 12? Encourage children to write the number 12 using a variety of writing equipment (chalk, felt pens, pencils, wax crayons)</p>	<p style="text-align: center;"><b><u>Count reliably</u></b></p> <p>Using the numbered spaceships (See below), children put the correct number of aliens/objects onto each space ship. Extension: Can they repeat the activity with bigger spaceship numbers?</p>	<p style="text-align: center;"><b><u>Number song</u></b></p> <p><a href="#">5 little men in a flying saucer song</a> Use the puppets in the resources (see below) as props. Encourage children to show 5 fingers, then 4, 3, 2 and 1. With each verse count how many fingers you have left.</p>	<p style="text-align: center;"><b><u>Count to 10 and beyond</u></b></p> <p>Draw some chalk rings on the floor with a planet at the end. Children roll a die. The number they roll equals the number of jumps they make. First one to get to the planet wins</p>
Topic	<p style="text-align: center;"><b><u>Expressive Arts and Design</u></b></p> <p style="text-align: center;"><b><u>Surface of the moon</u></b></p> <p>Watch the <a href="#">astronauts in space</a> Look at the astronaut's suit. What is it used for? What does the astronaut wear on their hand, head and feet? What do they have on their back? Dress up like an astronaut, use white clothes, put a back pack on your back, gloves on hands and boots on feet. Can you walk like you are in</p>	<p style="text-align: center;"><b><u>Communication and Language</u></b></p> <p style="text-align: center;"><b><u>Space Music</u></b></p> <p><a href="#">Listen to the music</a> Did you enjoy the piece of music? Which bit did you like best? What did it make you think of? Can you name any of the musical instruments that you heard/saw?</p>	<p style="text-align: center;"><b><u>Spanish</u></b></p> <p>Watch the video about pets and repeat the names of the animals in Spanish! Did you already know all of them? <a href="https://www.youtube.com/watch?v=O5aibKRLzOo&amp;t=75s">https://www.youtube.com/watch?v=O5aibKRLzOo&amp;t=75s</a>  Then, listen and watch the story of the <a href="#">Tortoise and the Hare</a></p>	<p style="text-align: center;"><b><u>RE</u></b></p> <p style="text-align: center;"><b><u>Baptism</u></b></p> <p>There are lots of ways a new baby is welcomed into a Christian family. One of these ways is called baptism or christening. Watch the <a href="#">video</a>. Think about why the shawl was so special to the family, and why the family and their cat had similar reasons for wanting it.</p>	<p style="text-align: center;"><b><u>Physical Development</u></b></p> <p style="text-align: center;"><b><u>Build a rocket</u></b></p> <p>Build a rocket using bricks.</p> <div style="text-align: center;">  </div> <p>Say count down. Then act out it going up in the air. B</p>

Sound card to help with alphabet code:



My alphabet mat



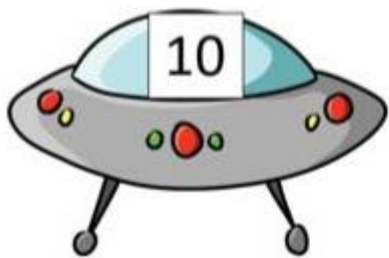
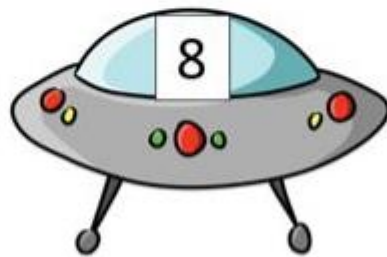
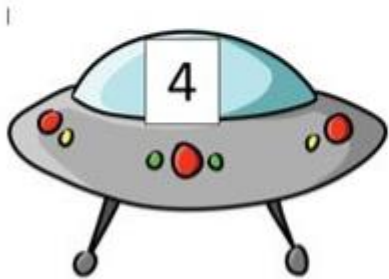
Tuesday Literacy:

Roll a dice, move around the board and read the word you land on (say each sound then blend together).

A board game grid for literacy practice. The grid is 4 rows by 5 columns. The starting point is a yellow star labeled 'START' with the number 1. The ending point is a yellow star labeled 'FINISH' with the number 20. The words on the board are: bus, jam, cup, sun, hen, pen, nut, dad, pan, ten, dog, cup, hot, pig, rat, cat, bed, bat, mum. The numbers on the board are: 20, 19, 18, 17, 16, 11, 12, 13, 14, 15, 10, 9, 8, 7, 6, 1, 2, 3, 4, 5. There are four ladders: one from 19 to 11, one from 18 to 12, one from 14 to 8, and one from 3 to 10. There are three snakes: a purple one from 18 to 12, a green one from 15 to 8, and a blue one from 6 to 4.

<b>bus</b> <b>FINISH</b> 20	<b>jam</b> 19	<b>cup</b> 18	<b>sun</b> 17	<b>hen</b> 16
<b>pen</b> 11	<b>nut</b> 12	<b>dad</b> 13	<b>pan</b> 14	<b>ten</b> 15
<b>dog</b> 10	<b>cup</b> 9	<b>hot</b> 8	<b>pig</b> 7	<b>rat</b> 6
<b>START</b> 1	<b>cat</b> 2	<b>bed</b> 3	<b>bat</b> 4	<b>mum</b> 5

Wednesday Maths:





Thursday Maths:

