





Home Learning – Reception Class (support) Summer Term Week 10

We have set out each week's learning as a series of suggested daily activities. However, the time may look very different for each family. Building in time to look after each other, be physical, creative and relax is as important as completing the set activities. You need to decide what works for you and your family. You could do more of the activities on one day and fewer on another, or you may find it helpful to have a more structured approach. It may help to give clear times for doing activities and clear times for breaks.




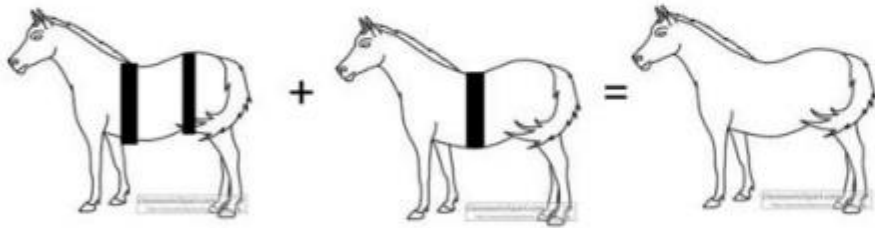
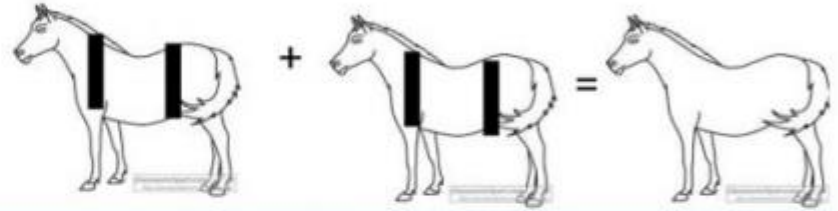



	Monday	Tuesday	Wednesday	Thursday	Friday
Literacy/Alphabet Code	<p style="text-align: center;">Sound of the week – f</p> <p>Sing the Jolly Phonics song. Encourage your child to sing along and follow the action. What is the name of this letter? Can you draw or find things which have this sound?</p>	<p style="text-align: center;">Identify rhyming words</p> <p>Watch the video and join in with Rhyme and Freeze. When you hear two words which rhyme, exercise, but if they do not rhyme, freeze. Challenge: can you find or draw 2 things which rhyme?</p>	<p style="text-align: center;">Make recognisable letters</p> <p>Practice writing the letter f with a pencil. Can you write this letter using different things? E.g pencil, crayon, paint, chalk. See below</p>	<p style="text-align: center;">Hear rhyming words</p> <p>Using the resource sheet, find the picture which does not rhyme.</p>	<p style="text-align: center;">Write short words</p> <p>Practice the sounds learnt so far, use the sound mat to help. Say these words for children to segment and write: fat, fog, and frog. (some children may not hear all sounds. E.g. they may only hear the first or first and last sound). Challenge: Can you make a caption using these words?</p>
<p>Make sure you have some quiet time for daily reading of your own book. Read the red level books (read, write, inc)– you can sign up for free access: Listen to story time on the school website: https://www.ccht.rbkc.sch.uk/learning-at-home/story-time/</p>					
Maths	<p style="text-align: center;">Add</p> <p>Adding Zebra Stripes Add up the stripes of both zebras and draw in the total on the answer zebra. Encourage children to cross off each stripe as they add together. Resource below</p>	<p style="text-align: center;">Writing the number 15</p> <p>Watch the Number 15 video. What are the numbers they can see in 15? Children complete the 15 worksheet</p>	<p style="text-align: center;">Add</p> <p>Adding Tiger Teeth Children to roll a die and put the correct number of teeth on the tiger's top jaw. Then roll the die and put the correct number of teeth for the bottom jaw. They then add up the total number to teeth. Can they write the number sentence down? See below for resources</p>	<p style="text-align: center;">Number song</p> <p>Watch the Number 15 song Encourage your child to sing along with the song. Can they use their fingers to show you numbers to 10? Can they show you another way of making the same number?</p>	<p style="text-align: center;">Doubles to 10</p> <p>Ladybird Doubles to 10 Children choose a number card and show this in dots on one half of the ladybird. They then repeat the same number of dots on the other half and add them together. Resources below</p>
Topic	<p style="text-align: center;">Communication and Language</p> <p>We're going on a bear hunt Watch the story and join in with the words and actions. Draw a story map and retell the story.</p> 	<p style="text-align: center;">Physical Development</p> <p>Go on a bear hunt Find some bears or other soft toys that you can hide around the garden or house for someone to find or get somebody else to hide them and you do the looking.</p> 	<p style="text-align: center;">Spanish</p> <p>Let's see if we can remember all the colours! https://www.youtube.com/watch?v=K0JXO3lLI00 https://www.youtube.com/watch?v=gBeYkZiaSB8 See below to find a nice colouring of a caterpillar.</p>	<p style="text-align: center;">RE</p> <p>Learn about the Miracles of Jesus. Watch the video about Jesus walking on the water. https://www.youtube.com/watch?v=oVy9HGr3Qig Colour in the picture below and then tell a friend or an adult what is happening in the picture. What are Jesus's friends thinking or feeling?</p>	<p style="text-align: center;">Understanding the World</p> <p>Looking at wildlife Visit a park, wood or pond near you. Go for a country walk and see what you can find.</p> 



My alphabet mat



Monday Maths:



Wednesday Alphabet Code:

ƒ ƒ ƒ ƒ ƒ ƒ

ƒ ƒ ƒ ƒ ƒ ƒ

ƒ ƒ ƒ ƒ ƒ ƒ

ƒ ƒ ƒ ƒ ƒ ƒ

ƒ ƒ ƒ ƒ ƒ ƒ



Activity 3 Tiger teeth to cut out, place in the lion's mouth and add altogether



slug



hen



pen



ten

10

cat



rat



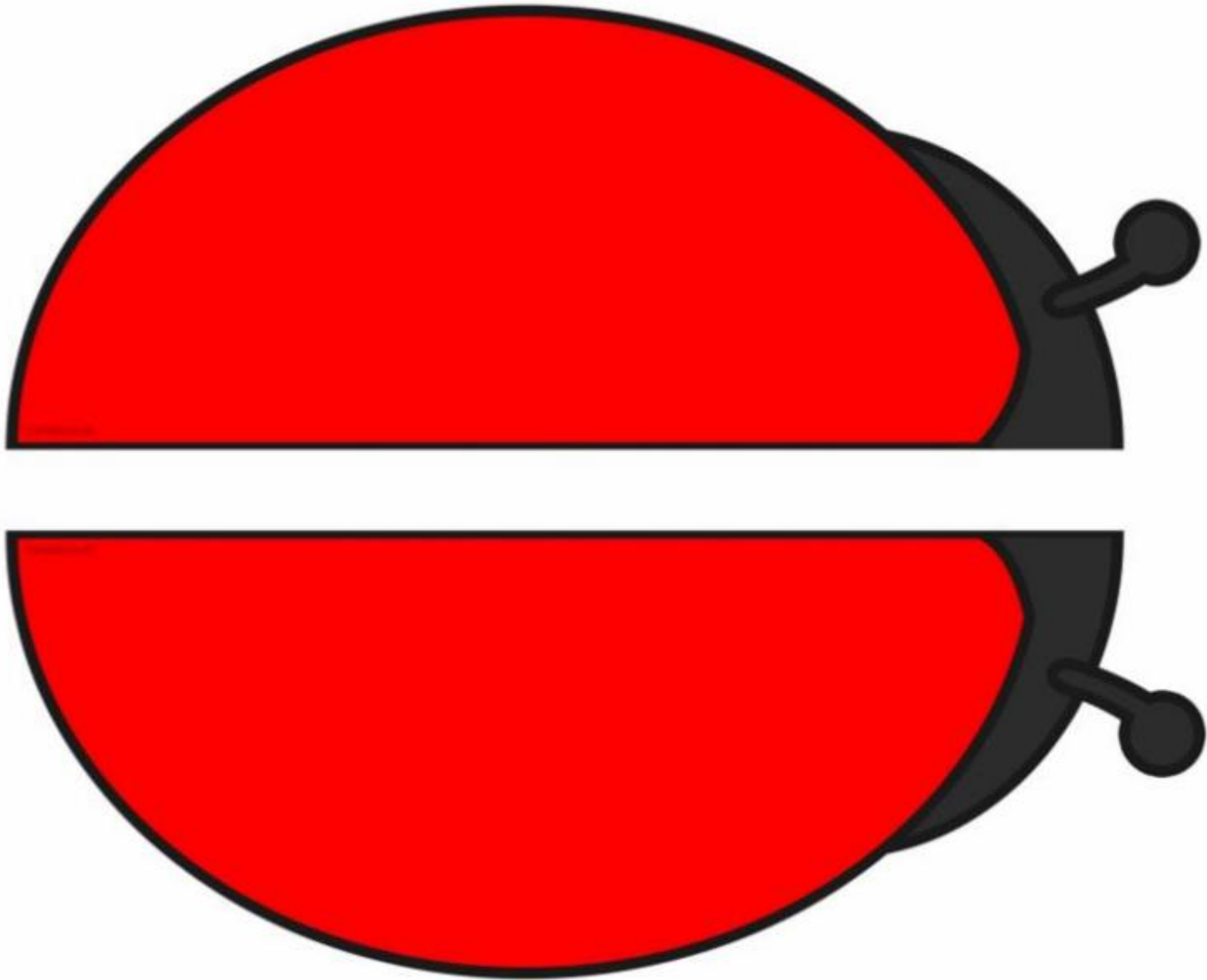
dog



mat



Friday Maths:





1

2

3

4

5

LO: Know the Miracles of Jesus - Jesus Walks on the Water

Colour in the picture and then tell a friend or an adult about what is happening in the picture.

What are Jesus's friends thinking or feeling?

