

Year 2 Christ Church Thursday 2nd April

Session 1	Maths
Session 2	Break
Session 3	English
Session 4	Lunch
Session 5	RE

Reading EVERY day

Maths

LO: Count pounds and pence

I can recognise different coins and notes and know their value

I can state the total value of a set of notes and coins

I can write amounts of money in numbers

Look at the money below. Can you sort it into the right boxes? Say the name of the coin/note out loud. Be careful to check whether it is pound or pence.

What symbol do we write to represent pence?

What symbol do we write to represent pounds?

1p	
2p	
5p	
10p	
20p	
50p	
£1	
£2	



£5	
£10	
£20	
£50	



If you have £1 and 55p we write it like this:

£1.55

Notice that we don't need to write p when we have £ but we do do a dot to separate them or we would have £155...which is very different!!









How many pence make one pound?



Remember that if you are adding up pence then once it is over 100p you need to change 100p to £1.

So 109p changes to £1 and 9p. We write this as £1.09





129p is £1 and 29p. We write this as £1.29 But if you are finding this tricky don't worry as you don't need to do this for the first part of this exercise.

Write how much money you have here:

1.  How much? _____	2.  How much? _____
3.  How much? _____	4.  How much? _____
5.  How much? _____	6.  How much? _____
7.  How much? _____	8.  How much? _____

<p>9.</p>  <p>How much? _____</p>	<p>10.</p>  <p>How much? _____</p>
--	--

Challenge:

<p>11.</p>  <p>How much in pence? _____</p> <p>How much in pounds and pence?</p> <p>_____</p>	<p>12.</p>  <p>How much in pence? _____</p> <p>How much in pounds and pence?</p> <p>_____</p>
<p>13.</p>  <p>How much in pence? _____</p> <p>How much in pounds and pence?</p> <p>_____</p>	<p>14.</p>  <p>How much in pence? _____</p> <p>How much in pounds and pence?</p> <p>_____</p>

English

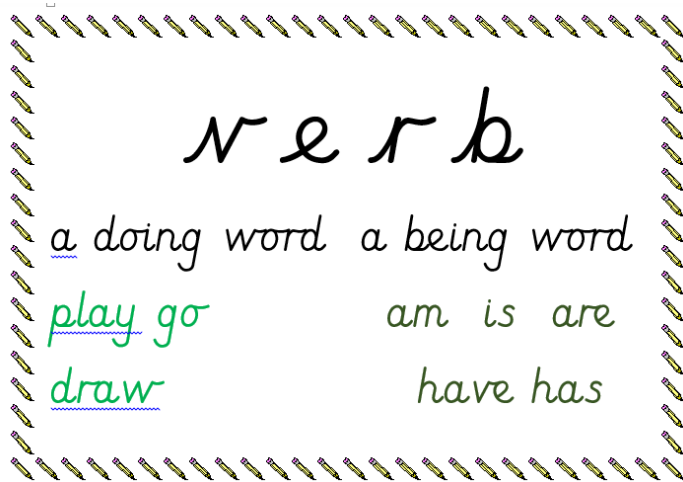
LO: Write in the past and present tense

I can write verbs in the past tense

I can write verbs in the present tense

I can identify whether a verb is in the present or past tense

What is a verb?



Please can you put the verbs in the past tense and check that the sentence makes sense. Remember the -ed spelling, but also that there are lots of verbs that don't follow this rule.

1. Yesterday we _____ (look) for bugs in the park.
2. We _____ (search) for bugs under rocks and on leaves.
3. I _____ (see) a butterfly. It _____ (fly) past the purple flowers.
4. I _____ (lift) up a big rock and _____ (find) a lady beetle.
5. I _____ (place) it in my bug jar, so that I could show my parents when I _____ (get) home.
6. I _____ (catch) three bugs at the park. I _____ (find) a ladybug, a rhino beetle and a tiny bug that I didn't know.
7. I _____ (think) my brother Sam could help me identify the tiny bug.
8. We _____ (get) out the bug book, and Sam _____ (open) my bug jar to get a closer look. The bug _____ (crawl) up Sam's sleeve.
9. It _____ (give) him a fright, and he _____ (spit) out the water he was _____ (drink).
10. We _____ (laugh) until we _____ (fall) down.



Tick the boxes to show if the sentence is in the past or present tense.

Sentence	Past	Present
I am staying at the holiday park.		
I played football with my friend.		
We looked for the swimming pool.		
She is coming over for a barbecue.		
We ate ice cream and drank lots of water.		

Using the verbs below, write sentences in the past and present tenses.

walk

past	
present	

swim

past	
present	

RE

LO: Think about how much Jesus loved the world

Remind yourself of the Easter story. Look at the video again from last week.

<https://www.bbc.co.uk/teach/class-clips-video/religious-studies-ks1-the-christian-story-of-easter/zhgv47h>

Think about how Jesus loved the world so much that he was prepared to die for the whole of humanity.

Think about what it means to love someone by thinking about someone you love.

Design a card to someone to remind them how much you love them.

Think about:

What would you put on your card to show someone that you loved them?

What would you write in the card?

What message could you write that would let them know that you loved them and were thinking about them? Do you want to thank them for something they have done for you?

Answers:

1	70p
2	110p or £1.10
3	300p or £3
4	65p
5	121p or £1.21
6	13p
7	117p or £1.17
8	261p or £2.61
9	37p
10	166p or £1.66
Challenge: Count the coins and write your answers in pence and then in pounds and pence.	
11	102p / £1.02
12	210p / £2.10
13	421p / £4.21
14	388p / £3.88

English:

1. looked
2. searched
3. saw flew
4. lifted found
5. placed got
6. caught found
7. thought
8. got opened crawled

9. gave spat drinking

10. laughed fell

Tick the boxes to show if the sentence is in the past or present tense.

Sentence	Past	Present
I am staying at the holiday park.		✓
I played football with my friend.	✓	
We looked for the swimming pool.	✓	
She is coming over for a barbecue.		✓
We ate ice cream and drank lots of water.	✓	